

SEVENOAKS DISTRICT STRATEGIC BOARD

02 July 2014 at 7.00 pm

Conference Room, Argyle Road, Sevenoaks

AGENDA

Membership:

Chairman: Cllr. Fleming Vice-Chairman: Cllr. Brookbank

District Councillor Members

Cllrs: Mrs. Bosley, Davison, Grint, Hunter, Ramsay and Searles

The County Councillors for the 7 County Electoral Divisions representing the Sevenoaks District:

County Cllrs: Brazier, Chard, Mrs. Crabtree, Gough, Parry and Pearman

	<u>Pages</u>	<u>Contact</u>
Apologies for Absence		
1. Minutes	(Pages 1 - 4)	
To agree the minutes of the meeting of the Board held on 13 November 2013, as a correct record.		
2. Declarations of Interest		
Any interests not already registered.		
3. Actions from the last meeting	(Pages 5 - 10)	
4. Education	(Pages 11 - 18)	
Verbal update from County Councillor Gough and Published GCSE Results from 2013		County Cllr. Gough
5. Community Plan	(Pages 19 - 26)	Lesley Bowles Tel: 01732 227335
End of year monitoring 2013/14		
6. Community Study	‘To Follow’	Lesley Bowles Tel: 01732 227335
Kent County Council (KCC) proposal to focus on Swanley as part of a pilot exercise to map how communities access services.		
7. Troubled Families	‘To Follow’	Lesley Bowles Tel: 01732 227335

8. **Libraries**

Verbal update

EXEMPT ITEMS

(At the time of preparing this agenda there were no exempt items. During any such items which may arise the meeting is likely NOT to be open to the public.)

To assist in the speedy and efficient despatch of business, Members wishing to obtain factual information on items included on the Agenda are asked to enquire of the appropriate Contact Officer named on a report prior to the day of the meeting.

Should you require a copy of this agenda or any of the reports listed on it in another format please do not hesitate to contact the Democratic Services Team as set out below.

For any other queries concerning this agenda or the meeting please contact:

The Democratic Services Team (01732 227241)

SEVENOAKS DISTRICT STRATEGIC BOARD

Minutes of the meeting held on 13 November 2013 commencing at 7.00 pm

Present: Cllr. Fleming (Chairman)

Cllr. Brookbank (Vice Chairman)

Cllrs. Mrs. Bosley, Brazier, Clark, Davison, Gough, Grint, Parry, Pearman, Ramsay

Apologies for absence were received from Cllr. Searles and County Cllrs. Chard and Crabtree

1. Minutes

Resolved: That the minutes of the Sevenoaks District Kent Locality Board held on 11 September 2013, be approved and signed by the Chairman as a correct record.

2. Declarations of Interest

There were no declarations of interest.

CHANGE OF ORDER OF THE AGENDA

With the Board's agreement the Chairman brought forward Agenda Item 9 to follow after Agenda Item 1.

3. Actions from the last meeting

The Chairman, with the Board's agreement suggested that Actions 1 and 3 be discussed under their respective agenda items. County Councillor Gough provided the Board with a presentation and a YouTube video clip to show the transitional changes of the NHS and how the different organisations and functions interacted.

The Board thanked County Councillor Gough for the presentation and the video and County Councillor Gough offered to circulate a diagram specific to Kent.

Action 1: County Councillor Gough to provide a diagram specific to Kent and circulate the Youtube video clip.

4. Education

County Councillor Gough updated the Board on the proposed Grammar School annex in Sevenoaks. There were discussions taking place regarding the commissioning plan. A planning application would be submitted in the next few weeks for sharing the Wilderness site. The decision would be made in the New Year by the Secretary of State.

Agenda Item 1

Sevenoaks District Strategic Board - 13 November 2013

Mr Gough explained that he had written a letter to the Secretary of State regarding the expansion of a Sevenoaks Grammar school.

In response to a question Mr Gough informed the Board that if the expansion did not go ahead then additional Secondary Education capacity would need to be found for the West Kent area in the next few years.

Action 2: County Councillor Gough to provide an update at the next meeting.

5. Health

The Health and Communities Manager for Sevenoaks District Council gave a presentation on the Sevenoaks District Health Inequalities Action Plan, 'Mind the Gap.' The document would make contributions to work to improve health across the District.

In response to a question, she explained that GCSE results related to students attending educational establishments in the District. It was explained that the statistics may be worse than elsewhere because of the lack of educational establishments in the District. 60% of young people who live in the District were not educated in the District. Work was taking place to improve opportunities for apprenticeships to bridge the gap.

6. Youth Provision

The Director for Service and Improvement (KCC) tabled the [Sevenoaks Youth Provision session times](#) of the current provision across Sevenoaks. A meeting with CXK had taken place where performance improvement plan meetings were taking place monthly to improve the service across the County.

CXK had been observed by Members and young people who had reported back that they were impressed. Indications were that the situation was improving. If CXK failed to improve within the contract rules, action could be taken against them.

Some Members expressed concern that although the contract had started they had not performed for 22 weeks of the year. It was felt that this was not achieving value for money. It was questioned whether it would be possible to financially penalise CXK for the service that they had not been running and whether the money would be repaid.

Action 3: Cllr Fleming to write to Nigel Baker, KCC Head of Integrated Youth Services, expressing the concerns of the Board.

In response to questions, the Director for Service and Improvement explained that CXK had been on a three month improvement plan which ran from August 2013 to October 2013 and the work they had done would be assessed. Members requested that the report be shown to the Board.

Action 4: A report would be brought back to the Board at the next meeting.

It was felt by the Board that any future services which were commissioned would need to be engaged at a more local level as one size did not fit all, especially with services being provided across District boundaries.

In response to concerns raised, the Director of Service and Improvement explained that CXK had problems recruiting staff in Sevenoaks.

Action 5: That County Wide commissioning be added to next agenda to allow for wider debate.

The CXK team were operating again in New Ash Green and help was being provided for the drug and alcohol problems.

7. Troubled Families

The Local Project Development Officer reported that there were four main work streams to meet the needs of Troubled Families. In the District there were now 1.3 FTE Family Intervention Practitioners (FIP), who had completed their training and were now starting to work with the families. The work would be for 6 months to 1 year and would be intense. A problem that had been identified was the FIP had to build the trust of the families so that they could provide the necessary help and support.

There were problems recruiting Family Intervention Practitioner Light, but one had now been recruited and would be starting to visit around 15 families. This would involve less intense work than the FIP worker.

16 families had been identified in year one, who did not now meet the criteria as the children were over leaving school age. Other possible support was being investigated.

There had been four payment by results so far with another 30 on track. The four families had been helped with limited resources. Now there were more staff it was expected that there would be more progress.

8. Children's Local Operational Group

The Children's Local Operational Group (CLOG) had replaced the local Children Trust Boards. There would be a link to the Health and Wellbeing Boards and the Dartford, Gravesham and Swanley Clinical Commissioning Group (CCG) agreed that there would be three different local groups. There was a development morning held at Sevenoaks District Council in October 2013 with the different partners who would be involved. There were two key documents that the Children Local Operation Group would be using, 'Everyday Matters' a Kent County Council document and the Sevenoaks District Community Plan. The key headings from the plans would be used for.

Action 6: For a list of the partners sitting on the Children's Local Operational Group to be circulated to the Board.

Members questioned how the success of the CLOG would be measured. The Early Intervention Delivery Manager (North), KCC explained that it would be measured through quarterly monitoring and monitoring set outcomes to see if the targets had been achieved.

9. Libraries

Agenda Item 1

Sevenoaks District Strategic Board - 13 November 2013

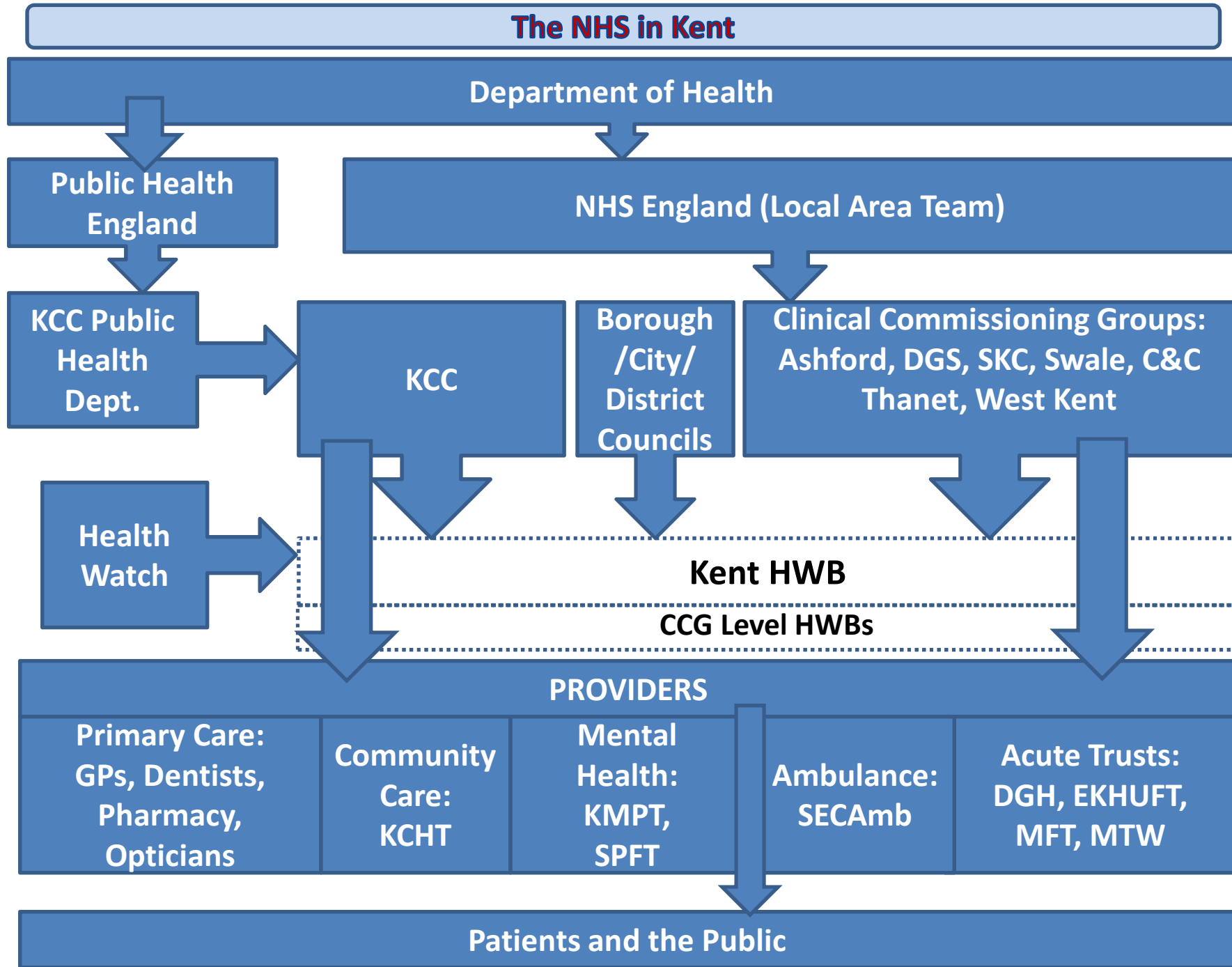
Discussions were taking place and a new model for libraries would be decided in January 2014.

THE MEETING WAS CONCLUDED AT 8.40 PM

CHAIRMAN

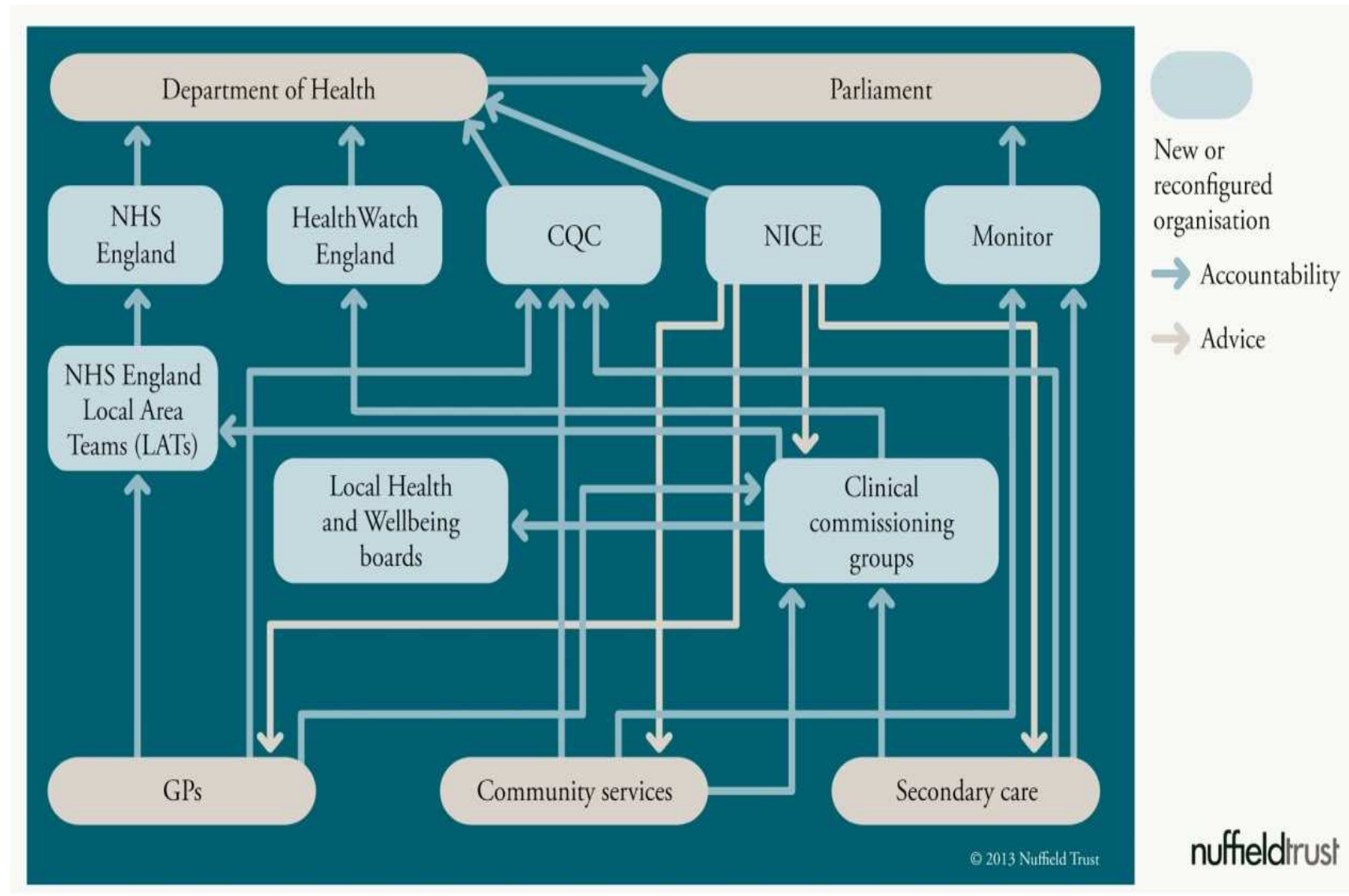
ACTIONS FROM THE MEETING HELD ON 13.11.13			
Action	Description	Status and last updated	Contact Officer
ACTION 1	County Councillor Gough to provide a diagram specific to Kent and circulate the Youtube video clip.	The diagrams are attached to agenda item 3. The Youtube video was circulated within the minutes of the Board on the 6.12.2013	County Councillor Gough
ACTION 2	County Councillor Gough to provide an update at the next meeting with regards to the Grammar school	To be provided at the meeting as per agenda item 4.	County Councillor Gough
ACTION 3	Cllr Peter Fleming to write to Nigel Baker, KCC Head of Integrated Youth Services, expressing the concerns of Members of the Board	A letter has been written to Nigel Baker and was circulated to Members with the minutes of the Board on the 6.12.2013	Cllr Peter Fleming
ACTION 4	A report on CXK's improvement be brought back to the Board at the next meeting.	At the request of KCC this agenda item has been postponed.	Director for Service and Improvement (KCC)
ACTION 5	That County Wide commissioning be added to next agenda to feedback to KCC.	At the request of KCC this agenda item has been postponed.	Charlotte Shacklock 01732 227165
Action 6	For a list of the different partners of the Children's Local Operational Group to be circulated to the Board.	This was circulated to Members via email on the 17.01.2014	Early Intervention Delivery Manager (North), KCC

This page is intentionally left blank



This page is intentionally left blank

The NHS in England - Accountability and Advice



This page is intentionally left blank

Sevenoaks Strategic Meeting 15 May 2013

Published GCSE Results for 2013

The national validated GCSE and Post-16 results for 2013 were published by the DfE on 23 January. Overall the results for Kent are good, and are mostly improving and above the national averages on most measures.

The results at Key Stage 4 show Kent's performance at 5 or more GCSE A*-C grades including English and maths improved to 63%, compared to 61% in 2012. This is 4% above the national figure of 59%, which dropped slightly in 2013.

Underlying this, 70.5% of young people achieved an English or maths qualification at C grade or above, but not both.

Kent is ranked third within our statistical neighbours group, where the average is 61% for grades at 5 A*-C with English and maths. Kent's ranked position nationally is 47 out of 150 local authority areas, which is the same position as 2012. The highest performing local authority achieved 71% for 5 or more A*-C grades with English and maths.

Performance in English A*-C grades was 71%, which is 5% above the national average, and in maths performance was 71% which is in line with the national average. In Science performance in A*-C grades was better, at 75%, which is just above the national average.

Expected rates of progress at Key Stage 4 (three levels of progress between Key Stages 2 and 4) also improved this year, by 4% in English to 73%, and by 1% in maths to 72%. Both these figures are above the national averages of 70% in English and 71% in mathematics.

Kent's performance at 5 or more A*-C grades overall remained the same as 2012, at 86% compared to the national average at 82%. Performance at 5 or more A*-G grades was 2% above the national average, at 96% compared to the national average of 94%. This is a good indication of the success of Kent schools' inclusive approach to securing educational qualifications for the vast majority of pupils by age 16.

The percentage of young people achieving the English Baccalaureate was 25%, compared to the national average of 23%.

The gender gap in attainment of five good GCSE grades including English and maths widened to 9% compared to 8% in 2012. In 2013, 58% of boys and 67% of girls attained this level of achievement.

The GCSE attainment gap between pupils eligible for FSM and their peers for 5 or more good grades including English and maths widened to 34.5% compared to 33.4% in 2012.

Pupils with SEN achieved better outcomes in 2013. The SEN achievement gap narrowed at Key Stage 4 by nearly 4% to 44%. For pupils without a statement 33% achieved 5 or more good GCSEs with English and mathematics compared to 27% nationally.

GCSE Results 2014 – Kent Compared to National

Summary 2013 - DfE Published Data	KS4 % 5+ A*-C inc E&M	KS4 % 5+ A*-C	% KS2-4 expected progress in English	% KS2-4 expected progress in Maths	KS4 % English Bacc.	KS4 % 5+ A*-G	KS4 % A*-C English	KS4 % A*-C Maths	KS4 % A*-C Sci	KS4 % Any Passes	KS4 Uncapped APS	KS4 Capped APS	Post-16 APS per Entry (All L3)	Post-16 APS per Student (All L3)	Post-16 % 2+ Substantial L3 ⁵	Post-16 % 3+ A*-A grades (A level)	A Level Students% AAB or above (A-Level in facilitating subjects)
Kent	63.1	86.5	73.0	71.7	25.0	95.9	71.2	71.2	75.3	99.4	489.9	350.6	214.1	745.3	91.1	11.7	8.7
National	59.2	81.8	70.4	70.7	23.0	94.3	66.4	71.5	74.2	99.6	458.9	339.8	213.7	724.3	92.3	12.5	9.6
Difference	3.9	4.7	2.6	1.0	2.0	1.6	4.8	-0.3	1.1	-0.2	31.0	10.8	0.4	21.0	-1.2	-0.8	-0.9

Trends	KS4 % 5+ A*-C inc E&M				KS4 % 5+ A*-C				% KS2-4 expected Progress in English				% KS2-4 expected Progress in Maths			
	2011	2012	2013	Diff from 2012	2011	2012	2013	Diff from 2012	2011	2012	2013	Diff from 2012	2011	2012	2013	Diff from 2012
Kent	59.4	61.2	63.1	1.9	82.5	86.5	86.5	0.0	71.2	69.0	73.0	4.0	67.2	70.8	71.7	0.9
National	58.9	59.4	59.2	-0.2	79.5	81.8	81.8	0.0	71.8	68.0	70.4	2.4	64.8	68.7	70.7	2.0

Trends	KS4 % English Baccalaureate				KS4 % 5+ A*-G				KS4 % A*-C English				KS4 % A*-C Mathematics			
	2011	2012	2013	Diff from 2012	2011	2012	2013	Diff from 2012	2011	2012	2013	Diff from 2012	2011	2012	2013	Diff from 2012
Kent	20.6	21.7	25.0	3.3	95.1	96.0	95.9	-0.1	68.5	67.3	71.2	3.9	66.4	70.8	71.2	0.4
National	17.6	18.3	23.0	4.7	93.5	94.0	94.3	0.3	69.0	66.9	66.4	-0.5	65.8	69.7	71.5	1.8

Trends	KS4 % Any Passes				KS4 Uncapped APS				KS4 Capped APS				Post-16 APS per Entry (All L3)			
	2011	2012	2013	Diff from 2012	2011	2012	2013	Diff from 2012	2011	2012	2013	Diff from 2012	2011	2012	2013	Diff from 2012
Kent	99.1	99.3	99.4	0.1	487.3	496.6	489.9	-6.7	343.4	350.5	350.6	0.1	214.2	210.7	214.1	3.4
National	99.2	99.5	99.6	0.1	462.9	472.0	458.9	-13.1	336.6	341.0	339.8	-1.2	216.2	212.8	213.7	0.9

Trends	Post-16 APS per Student (All L3)				Post-16 % 2+ Substantial L3 ⁵				Post-16 % 3+ A*-A grades (A level)				Post-16 % AAB+ (A level in facilitating subjects)			
	2011	2012	2013	Diff from 2012	2011	2012	2013	Diff from 2012	2011	2012	2013	Diff from 2012	2011	2012	2013	Diff from 2012
Kent	741.1	737.3	745.3	8.0			91.1			11.8	11.7	-0.1		8.6	8.7	0.1
National	745.9	733.0	724.3	-8.7			92.3			12.8	12.5	-0.3		9.5	9.6	0.1

Agenda Item 4

Page 12

Notes:

1. All 2013 data from DfE Statistical Release 23/01/2014

2. National data is based on the following (except for Progress indicators): **All schools** include state-funded schools, Independent schools, independent special schools, non-maintained special schools, hospital schools and alternative provision including academy and free school alternative provision and pupil referral units.

3. National data for Progress indicators is based on the following: **State-funded schools** include Academies, Free Schools and City Technology Colleges and state-funded special schools but exclude Independent schools, independent special schools, non-maintained special schools, hospital schools and Alternative Provision, including academy and free school alternative provision and Pupil Referral Units.

4. Science A*-C is calculated as a percentage of those pupils who were entered in that subject area, not pupils at the end of KS4.

5. Kent 2011 A*-C in English and in Mathematics and all 2011 Capped APS data is taken from DfE SFR 26/01/12. 2012 Capped APS data is taken from DfE SFR 24/01/13.

6. A substantial advanced level academic or vocational qualification is defined as a qualification that is at least the size of an A level (180 guided learning hours per year), such as a BTEC Subsidiary Diploma (Level 3).

Statistical Neighbours - 2013 DfE Published Data	% 5+ A*-C inc E&M	% 5+ A*-C	% KS2-4 expected progress in English	% KS2-4 expected progress in Maths	% English Bacc.	% 5+ A*-G	% A*-C English	% A*-C Maths	% A*-C Sci	% Any Passes	Uncapped APS	Capped APS
East Sussex	59.9	82.3	72.4	70.1	18.6	95.3	69.0	69.5	71.7	99.0	456.8	334.9
Essex	60.5	80.1	69.2	71.7	19.5	95.3	67.9	71.8	67.9	99.2	460.7	337.7
Kent	63.1	86.5	73.0	71.7	25.0	95.9	71.2	71.2	75.3	99.4	489.9	350.6
Lancashire	61.2	82.8	69.3	71.7	24.5	95.8	68.1	72.8	74.5	99.3	464.0	342.1
Nottinghamshire	63.4	88.4	70.2	69.1	22.7	96.7	69.9	72.5	76.2	99.5	496.1	350.0
Northamptonshire	58.1	80.0	70.3	69.3	20.9	95.5	67.0	69.2	65.6	99.2	457.9	336.7
Staffordshire	59.9	83.9	68.5	67.9	19.6	96.2	68.2	70.7	69.9	99.6	477.5	342.5
Swindon	56.4	75.8	67.7	65.1	17.1	95.1	65.7	68.3	60.2	99.0	459.7	327.7
Warwickshire	65.3	86.5	74.1	71.9	21.8	96.9	73.4	73.1	77.1	99.5	507.5	354.8
West Sussex	59.9	79.0	70.8	71.4	21.0	95.4	68.5	71.0	70.5	99.4	451.3	338.2
Worcestershire	62.9	84.2	73.3	73.0	21.7	96.5	69.9	73.3	77.3	99.6	464.2	342.7
Kent's Ranked Position 2013	3	2	3	3	1	5	2	6	4	5	3	2
Kent's Ranked Position 2012	2	2	5	3	1	4	6	2		4	3	
Statistical Neighbour Average	60.8	82.3	70.6	70.1	20.7	95.9	68.8	71.2	71.1	99.3	469.6	340.7
England Average	59.2	81.8	70.4	70.7	23.0	94.3	66.4	71.5	74.2	99.6	458.9	339.8

Notes

1. The England average line above includes all pupils from state-funded schools, independent schools, independent special schools, non-maintained special schools, hospital schools and alternative provision including academy and free school alternative provision and pupil referral units.
2. Average capped point scores are calculated using the best 8 GCSE and equivalent results.
3. Progress figures include State-funded mainstream schools include Academies, Free Schools and City Technology Colleges but exclude state-funded special schools, independent schools, independent special schools, non-maintained special schools, hospital schools and alternative provision including academy and free school alternative provision and pupil referral units.
4. A full explanation of how expected progress is calculated is included in the technical notes in KS4 SFR01-2014

Local Authority - Published Data	2013 DfE	All Level 3 Qualifications			GCE/Applied GCE A Levels and Double Awards	A Level in facilitating subjects
		Average Points Score per Student	Average Points Score per Entry	% of pupils achieving at least 2 substantial Level 3 qualifications	% 3+ A*-A grades at GCE/Applied GCE A level and Double Awards	% of pupils achieving AAB or more passes at A Level
East Sussex		632.1	205.5	87.4	6.2	3.7
Essex		743.4	209.6	93.4	10.0	7.3
Kent		745.3	214.1	91.1	11.7	8.7
Lancashire		808.3	221.0	94.0	15.0	10.3
Northamptonshire		648.1	204.0	88.0	5.8	4.5
Nottinghamshire		696.0	206.3	92.2	8.2	7.5
Staffordshire		672.6	207.9	91.5	5.6	4.9
Swindon		644.0	204.2	92.8	5.4	4.8
Warwickshire		690.4	210.4	90.3	11.9	8.9
West Sussex		671.7	209.7	90.2	8.7	5.7
Worcestershire		704.6	206.9	93.6	7.7	5.4
Kent's Ranked Position 2013		2	2	7	3	3
Kent's Ranked Position 2012		3	3		3	3
Statistical Neighbour Average		691.1	208.6	91.3	8.5	6.3
TOTAL (state-funded sector)		706.3	210.5	91.7	12.5	7.5
England Average - All Schools		724.3	213.7	92.3	12.5	9.6

Notes:

1. Data is for students at the end of advanced level study who were entered for at least one substantial Level 3 qualification in the 2012/13 academic year.
2. Data is for students aged 16, 17 or 18 at the start of the 2012/13 academic year, i.e. 31 August 2012
3. A substantial advanced level academic or vocational qualification is defined as a qualification that is at least the size of an A level (180 guided learning hours per year), such as a BTEC Subsidiary Diploma (Level 3).
4. An Applied GCE Double Award at grade A*A* counts as two grade A*s, AA counts as two grade As, an award at grade AB counts as one.

5. Percentage achieving AAB indicator covers facilitating subjects: biology, chemistry, physics, mathematics, further mathematics, geography, history, English literature, modern and classical languages. DfE technical notes in KS5 SFR provide an explanation of the methodology used to calculate the AAB indicator.
6. **TOTAL (State funded sector)** includes results for: State-funded Mainstream Schools, Academies, Free Schools, Maintained Special Schools and FE Sector Colleges (excludes Independent Schools, Pupil Referral Units and Other Government Dept. Funded).
7. **England Average** includes results for: all schools and FE colleges.
8. Local Authorities with grey shaded results indicate that percentages have been suppressed where underlying figures are less than 3.
9. Where qualifications taken by a student are in the same subject area and similar in content, 'discounting' rules have been applied to avoid double counting qualifications.

GCSE 2013 Mainstream

DfE	School	District	IMD Score	IMD Rank	% Mobile Year 11 Pupils	2013 Number of Pupils at end of KS4	2013 % 5+ A*-A	2013 % 5+ A*-C	2013 % 5+ A*-C EM	2013 % Eng Bacc	2013 English % A*-C	2013 Maths % A*-C	2013 % 5+ A*-G	2013 % Any Passes	2013 Uncapped APS	2013 5+ A*-C EM Diff
4219	Hextable School	Sevenoaks	16.9	288	19.7	143	2.8	79.0	34.3	7.7	38.5	53.1	94.4	100.0	392.5	44.8
6905	Knole Academy	Sevenoaks	11.2	472		180	6.1	76.1	48.9	8.3	54.4	64.4	96.7	99.4	403.0	27.2
403	Orchards Academy	Sevenoaks	21.5	169	13.0	100	3.0	90.0	44.0	14.0	49.0	70.0	98.0	100.0	365.8	46.0

Sevenoaks District Strategic Board: Year 1, Quarter 4 Monitoring summary (for the period April – March 2014)

KEY
GREEN
AMBER
RED

Safe Communities - a safer place to live work and travel

Action S1 - Facilitate effective working between the Police , partners and communities

Key successes:

- At the end of 2013/14, 91% of targets in the Community Safety Partnership Action Plan were achieved. It took action to deal with anti-social behaviour, (including fly-tipping), burglary, shoplifting, substance misuse, youth issues, vehicle crime, domestic abuse and road safety.

A full copy of the Community Safety Partnership's Annual Report is available on the Members' portal or from Officers (Kelly.webb@sevenoaks.gov.uk)

Action S2 - Tackle anti-social behaviour (ASB) and environmental crimes

Key successes:

- At the end of quarter 4, Sevenoaks District had the lowest total number of ASB incidents in the county, with 2,146 incidents recorded 2013/14 and 254 fewer incidents than last year.
- In the period 2013/14, 1 offender was successfully prosecuted for 3 fly tipping offences. In addition, 1 offender received a formal caution and one offender received a warning letter.

Caring Communities - where children are enabled to have the best start and where people can be supported to lead independent and fulfilling lives

Action C1 - Providing the right support at the right time.

Key successes:

- By December 2013, 511 service users had been provided with specialist equipment and housing adaptations, 152 service users were receiving a Telecare service and 73 service users received respite placements.
- 81 Disabled Facilities Grants were approved over the period 2013/14.
- During 2013/14 Sevenoaks District Council completed the first-stage survey of older persons housing and fed into strategy development. This will allow the Council to better plan for future provision.
- A total of £54,590 was made available to community groups and charities through the District Council's Community Grants Scheme

Action C2 - Improve outcomes for young people

Key successes:

- During 2013/14, there were a number of schemes available include Youth Inclusion Support Programme, Porchlight (who support vulnerable and homeless people in Kent), "Reform Restore Respect" Project which helps young people at risk of offending or re-offending, House Projects (Sevenoaks House in the Basement and Edenbridge House Project), Detached Youth Workers from KCC and Substance Misuse Youth Worker.
- 6 young people in New Ash Green completed a 12 week Community Safety Partnership judo project and were awarded a red judo belt and a certificate.
- Sevenoaks District Council provided funding for Voluntary Action Within Kent to run 4 family fun days in the District during the Easter of 2014.
- The Sevenoaks District Troubled Families programme identified nearly 80 of the 101 families needed over the lifetime of the project. Out of these, the Programme is on track to put in claims for 29 year 1 and 19 year 2 families (evidence by sustained improvement to school attendance,

Green Environment - where people can enjoy clean and high quality urban and rural environments

Action G1 - Maintain the extent of the Green belt, conserve & enhance the value of our green spaces, particularly AONBs

Key successes:

- No additional dwellings or commercial units were allowed on appeal by the Planning Inspectorate within the Green Belt.
- The High Weald AONB and Kent Downs AONB Management Plans were both adopted by full Council on 18th February 2014. These will continue to provide guidance to Council Officers.

Action G2 - Ensure new development is designed to a high quality and taken into account local character

Key successes:

- The Allocations and Development Management Plan (ADMP) has undergone public examination hearings, and the examination process will conclude with receipt of the Inspector's Report (anticipated to be July 2014)
- The District Council is proposing a main modification to the ADMP for a specific policy relating to development within the AONB. This will be required to undergo further public consultation before being adopted by the Council due to it being a main modification to the Plan

Action S3 – Deliver a low crime rate in the District

Action S3.1: Crime reduced by 1% compared to the previous year. (Red)

- The Area Commander noted that crime figures had risen. However, Kent Police had been subject to an inspection in 2013 which recommended a change to the way crime was reported and so 6% of previous incidents were now recorded crimes.
- Crime has risen by 7% (359 crimes), which compares differently with the county wide reduction of 1.6%, during 2013-14. However, while crime has risen it should be noted that the actual number of crimes is relatively small with Sevenoaks being the third lowest in the county. Sevenoaks District also had the 3rd lowest number of recorded victim based crimes in the County, reporting 5345 over the year.
- At the LSP meeting held on 16 June, the Area Commander has requested that the target is changed to reflect a change in the recording methodology to rolling year rather than year on year. Data for the year to May shows an overall reduction of 97 crimes in the Sevenoaks District, equating to a 1.8% reduction, compared with the previous rolling year. **The Strategic Board are asked to approve this change.**

3.2 Business crime reduced by 2% compared to the previous year (Amber)

- There were 1,340 reported business crimes in April 2013 – March 2014. This is an increase of 12 compared with the period 2012/13, but a decrease of 23 on the same period 2011/12. It represents a very small increase of 0.09% rise of last year's figures for business crime, with the total figure 2.9% (39 crimes) higher than the target figure of 1,301.

reduction in ASB/crime and working towards employment or in employment). 2 families have moved out of the area.

- 11 young people identified for specific and bespoke programmes of support co-ordinated by KCC's Early Intervention Team from Easter through to October half term. All successfully transferred to new schools- and a very good response received from parents.

C2.5 - Providing youth work and youth outreach work in the District to support the needs of young people (Amber)

- KIAS (Kent Integrated Adolescent Support Services) are now monitoring youth provision across the District is a standing item on the agenda for the Strategic Board.
- An update has been requested for a future Strategic Board meeting. KCC have advised that it will not be in a position to provide an update until autumn 2014.

Action C3 - Reduce poverty and social exclusion

Key successes:

- HM Revenues and Customs data released during 2013/14 shows that the percentage of children living in poverty in the Sevenoaks District reduced from 11.6% (2010 HMRC data) to 11.4% (2011 HMRC data).
- CABx in the District received £98,540 funding from the District Council for the 2014/15 period towards provision of General Advice Service, including debt advice and financial awareness. In addition, a new weekly outreach service started January 2014 in Otford.
- West Kent CABx won funding from the Advice Services Transition Fund to extend provision across West Kent, including in the Sevenoaks District.
- Both the HERO (Housing Energy Retraining Options) project and the Sevenoaks Debt Advice Service continue to provide free debt advice to residents in the Sevenoaks District.

Target C3.1: Supporting people in the transition to other welfare benefits affecting Sevenoaks residents (Green)

- While this target is green, partners have expressed concerns about the lack of clarity relating to the national roll out of Universal Credit. Government reports suggest Universal Credit will not be implemented until after elections in 2015.
- LSP partners feel that they need greater clarity from the government on

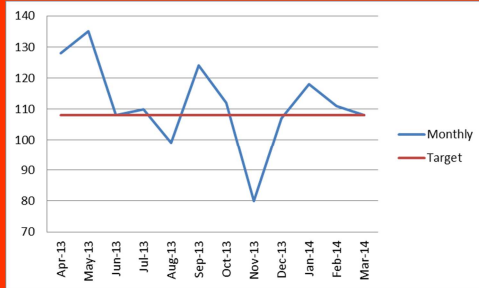
Action G3 - Reduce energy use and pollution preserve our resources and mitigate the impact of climate change

Key successes:

- The District Council implemented wide-ranging carbon-reduction strategy through its property, transport fleet and related operations, as well promoting and influencing change out in the community, e.g. business and community operations, low-carbon retrofit programmes and advice services. This combined activity amounted to CO2 emissions savings of 1.5t per capita in the industry and commercial sector, 2.2t per capita in the domestic sector, and 1.5t per capita in the road transport sector – amounting to 5.2t per capita across all sectors. This is lower than the average figure of 5.58t per capita across Kent as a whole.
- During 2013/14, Sevenoaks District Council secured a grant of £4-million in partnership with Dartford Borough Council to deliver a large-scale retrofit programme in the District and this will help to achieve outcomes set out in the Kent Climate Local Agreement.

Sevenoaks District Strategic Board: Year 1, Quarter 4 Monitoring summary (for the period April – March 2014)

- The chart below shows figures for this financial year against target figures:



- The Area Commander has noted that Kent Police are working to disrupt business crime and working with businesses to identify ways to make their products less vulnerable to theft.

Action S4 - Support vulnerable and repeat victims of crime and anti-social behaviour.

Action S2.1: 2% reduction in repeat incidents of domestic abuse by March 2014

At December 2013, the rate of repeat victimisation rate for domestic abuse has increased from 23.5% to 24% (where the target is to decrease by 2%). By the end of Quarter 4, there were 961 incidents, 229 of which were Repeat Victims (24.8%). Whilst this is higher than our target this is currently the lowest in the County The Community Safety Partnership, having last year achieved a 1.5% reduction in repeat offending has now changed its target to increase the number of referrals to domestic abuse support. This should increase focus on the support available to victims to help bring repeat abuse down. **Consequently LSP partners have agreed that a similar change in target and the Strategic Board are asked to approve this change.**

- Domestic Abuse remains a priority for Sevenoaks Community Safety Partnership and is working to ensure victims are receiving information about our Domestic Abuse Services so that they all victims are fully aware of services available to them.

Action S5 - Tackle speeding vehicles and improve safety for all road users, including pedestrians and cyclists

Action S5.1: Work towards a reduction in the number of people killed or seriously injured on local roads in Sevenoaks to reach the target of 47 by 2020

- Following significant reductions between 2000 and 2008, the number of people killed or seriously injured annually on roads in Sevenoaks has been consistently above the 2020 target of 47 KSI casualties
- It should be noted that this is a gradually decreasing trend and that figures above include personal injury collisions which have been recorded on roads under the responsibility of Kent County Council and the Highways Agency in the district of Sevenoaks.

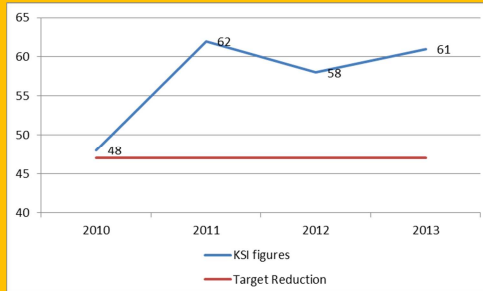
what will happen and when in order to plan for this major change to the way benefits will be paid to claimants.

Action G4 – Maintain a clean local environment

Key successes:

- Sevenoaks District Council maintained its commitment to a weekly collection service of residual waste and dry recyclables.
- 5 Environmental Visual Audits were carried out in response to local concerns and priority actions put in place to improve areas.
- The District Council launched an Air Alert Scheme with officers giving presentations to Doctor's group in Sevenoaks and Edenbridge. 65 people have signed up for the scheme to-date.

Sevenoaks District Strategic Board: Year 1, Quarter 4 Monitoring summary (for the period April – March 2014)



- At the LSP meeting on 16 June, the Area Commander for the Sevenoaks District noted that on local roads, Sevenoaks District KSI data is very low compared to force areas. The Sevenoaks District Community Safety Unit area continuing to address concerns about speeding vehicles and continuing community based engagements such as Speedwatch.

Healthy Environment - where people can have healthy lifestyles, with good access to quality healthcare and where health inequalities are reduced

Action H1 - Reduce health inequalities and improve health and wellbeing for all

Key successes:

- The Health Inequalities Action Plan has now been agreed and at the end of the first year 80% of actions were on target (provisional figure)

Dynamic Economy- a thriving local economy where businesses flourish, where people have skills for employment and tourism is supported

Action D1 - Maintaining a supply of employment land and premises

Action D1.1 Maintain a stock of employment land across the District every year (Amber)

- The 2013 Annual Monitoring Return demonstrates that there was a net loss of 84sq.m employment floor space in the main settlements and a net loss of 1649 sq.m in employment floor space across the rest of the District.
- During the monitoring year there has been a net loss of 183 sq.m of retail floor space across the District, 154sq.m in the main settlements and 29sq.m in the rest of the District. However, since the beginning of the plan period there has been a net gain of 1895 sq.m of retail floor space in Sevenoaks Town Centre, of which 1132sq.m is additional retail space at Waitrose.
- The Marks and Spencer development in Sevenoaks Town Centre is now under construction and will add a further 3548 sq.m (gross) of retail provision
- The newly implemented "Office to Residential Permitted Development" rights that may affect the ability to protect employment land over the next three years. While this is beyond the Council's control, the Council Economic Development Strategy will seek to promote inward investment.
- In addition, the Council is awaiting the conclusion of the

Sustainable Economy - where people can live work and travel more easily and are empowered to shape their communities

Action Sus1 - Reduce the need to travel, promote and improve access to key local services and to public and community transport

Key successes:

- Sevenoaks District Council has implemented a Community Infrastructure Levy (CIL) charging schedule to provide funds for infrastructure improvements in the District. The CIL Charging Schedule was found sound by the Inspector and was approved and adopted by Full Council on 18th February 2014. This included a resolution that the charge be applied from Monday 4th August 2014.
- KCC produced 6 travel plans during 2013/14 setting out transport infrastructure and sustainable travel measures to mitigate the impact of development in the District.
- During 2013/14, KCC has continued to provide funding for a "Wheels to Work" Scheme which is available to residents of West Kent aged 16 or over who have a firm offer of full time work, training or education that they are unable to reach by public transport. KCC has also funded the "Dial a Ride Scheme" in Sevenoaks, which provides accessible transport for adults unable to access public transport due to age, illness or disability.
- KCC also continued to operate a local "Kent Karrier" Service.

Page 23

Action H2 - Encourage access to health and social care services for all

Key successes:

- During 2013/14, a total of 228 health checks have been delivered.
- At the end of April 2014, 5,341 children were registered to District Children’s Centres and a total of 3,816 families visited centres.
- Sevenoaks District Council is currently working in partnership with Patient Participant Groups (PPG), Health Trainers and Care Navigators across the district to improve services offered by those groups. KCC is leading on Integrated Commissioning for services in the District as part of the new health agenda.
- Sevenoaks District Council recruited 230 people into Healthy Weight programmes aimed at preventing long term health conditions during 2013/14.

Allocations and Development Management Plan (ADMP) Inspector’s Report which is anticipated to be received by July 2014. The ADMP seeks to protect through allocations employment uses across the District

Action D1.1b: Resisting changes of use from employment to other planning use classes. (Amber)

- The newly implemented “Office to Residential Permitted Development” rights that may affect the ability to protect employment land over the next three years.
- Sevenoaks District Council was, however, successful in securing three exemption areas from the new planning policy that allows conversions from office to residential, to protect our office supply. Only five other authorities outside London were granted such exemptions. Sevenoaks District Council will monitor changes of use through the Council’s AMR and report annually.
- Policy SP 8 of the adopted Core Strategy seeks the retention, intensification and regeneration of existing business areas and sets out new locations for business development.
- The Allocations and Development Management Plan, which underwent independent examination by the Planning Inspector in March, seeks to retain identified existing employment sites under Policy EMP1. Non-allocated employment sites have been given some degree of protection under the proposed Policy EMP5, which will require applicants to demonstrate to the satisfaction of the Council that there is no reasonable prospect of the sites continued use as employment.

Action D2 - Retaining existing businesses and encourage new businesses

Key successes:

- Between 2012/13 and 2013/14 the value of collectable rates increased from £35,527,523.70 to £35,629,537.64. In the same period the number of rateable properties increased from 3805 to 3816.
- The new South East LEP (Local Enterprise Partnership) Growth Deal and Strategic Economic Plan include scope for development at Fort Halstead and Swanley Town Centre.
- The District Council’s forthcoming Economic Development Strategy will identify more localised opportunities and the Allocations and Development Management Plan identifies a number of employment areas that can be intensified and regenerated.
- During 2013/14, the West Kent Partnership and Sevenoaks District Council have worked to attract external funding to support businesses:
 - Escalate – Partners including , Kent County Council, the West Kent Partnership, and Sevenoaks District Council accessed an allocation of £5.5 million from the Regional Growth Fund to provide loans on an interest free basis to businesses and is looking to invest in projects that will lead to sustained job creation and business expansion.

which has wheelchair access and runs daily in urban and rural areas throughout Sevenoaks District. Membership of the scheme is available if you have mobility impairment or other medical condition that makes travelling on public transport difficult or if you live in a rural area more than 500 metres away from a bus stop or railway station. Carers or companions can also use the scheme to travel.

Action Sus2 - Provide additional housing development including the right mix of housing types and tenure and smaller homes

Key successes:

- The 2013 Annual Monitoring Report issued by Sevenoaks District Council shows that:
 - 141 net additional dwellings were completed in 2012-13.
 - The District has a housing supply of 3697 up to 2026, 397 above the Core Strategy requirement.
 - The District exceeds the requirement for a 5 year supply of housing land by 653 units
- Sevenoaks District Council achieved a total of 60 new affordable homes in 2013/14 with a further 80 anticipated during 2014/15
- The District Council is currently out to consultation on the Gypsy and Traveller Site Options Consultation which will close on 18 July for people who want to promote alternative or additional sites.

Agenda Item 5

Action H3 - Reduce risk taking behaviour that affects health and wellbeing

Key successes:

- Figures released by KIIASS in September 2013 put the rate of contraception take up in 15 – 19 year olds at 23%.
- The most recently available data for the number of new teenage mothers per 10,000 population shows a reduction from 10 in quarter 1, to 7 in quarter 2 of 2013/14 .
- The most recently available data for the District shows that the number of terminations in the under 18s per 10,000 has increased, from 16 in 2011/12 to 19 in 2012/13.

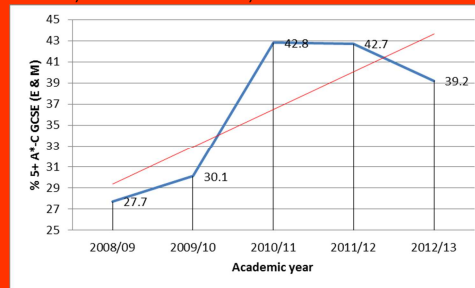
Action D3 – Improve skills for employment

Key successes:

- Sevenoaks District has seen a growing number of apprenticeship programme starts since 2006/7. The most recent data available shows that 510 programmes started in 2011/12 and 380 started 2012/13. (The most recent data covers quarter 1 of 2013/14 and states that 120 apprenticeships have started during this period.
- The Sevenoaks District Local Strategic Partnership formed a sub group which is focusing on supporting young people into employment. The group now includes private sector representation.

Action D3.4: Increase the number of pupils achieving 5 GCSEs or more at grades A*-C who attend schools within Sevenoaks.

- The most recently available published GCSE results for 2013 shows that the number of pupils achieving 5 or more GCSEs at A*-C including English and Maths has dropped from 42.7% in 2011/12 to 39.2% in 2012/13.



- GCSE results for pupils attending schools in the Sevenoaks District remain well below the national average (58.4%). Results for 2014 have not yet been published
- The KCC Area Education Officer has produced a written report on GCSE performance which will be tabled at the next Strategic Board meeting.

Action Sus3 - Work with local people to deliver strong, active and sustainable communities

Key successes:

- Volunteer stewards were invited to crowd manage at Lizzy Yarnold's Victory Bus Tour of the District and work Sevenoaks Sport Relief Mile
- The New Ash Green Town Team was established to spend £10,000 received as part of the Portas Pilot scheme for small improvements that would increase footfall in New Ash Green Village Centre. This year the Town Team have replaced road signs at entrance roads to the Village Centre, installed Christmas lights, secured funding to small environmental improvements and installed new dog fouling signs.
- The Sevenoaks Town Partnership has accessed Portal Pilot funding of £10,000 and has been active in projects that increase footfall into the town.
- Since June 2012, 4 new Neighbourhood Areas have been designated, with the intention of each respective town/parish to bring forward a Neighbourhood Plan. These are Sevenoaks, Chevening, Hextable and Otford.
- As part of the Supporting Young People into Employment LSP Sub-Group, KIIASS (Kent Integrated Adolescent Support Services) have engaged partners about the development of multi-agency hubs within the Sevenoaks District.
- Local people have been given opportunities to take part in major consultations:
 - Over 6000 completed questionnaires were returned in respect of the County Review of Children Centres-reasonable to assume that at least 500 of these were from Sevenoaks residents; outcome of the consultation is that formal confirmation that outreach services within Westerham will remain unaffected; 52 people, including partners and interested parties engaged in workshop event.
 - Over 700 partners and businesses have been consulted as part of the Sevenoaks District Economic Development Strategy consultations.
 - The Sevenoaks District Community Safety Partnership had over 200 responses to its survey about Community Safety which formed part of the Strategic Assessment.

Action D4 - Improve broadband connectivity

Key successes:

Action D4.1: Support delivery of national and county targets to achieve faster broadband for 90% of homes and businesses and a minimum of 2 megabytes for the remaining 10%:

- KCC delivery is still on target for 2015. Sevenoaks District Council is engaging with communities to show demand for superfast broadband services. We are also working with BT who will be delivering the service. We delivered a successful planning workshop with them booked on the 29th January. Delivery of the phase 1 cabinets is now under way. The majority of cabinets in Sevenoaks District should be upgraded by the end of spring 2014.
- Sevenoaks District Council currently has the highest level of 'Make Kent Quicker' votes in the County. We also have a number of case studies supporting the need for this vital service. We have made a number of funding bids to DEFRA's RCBF (Rural Communities Broadband Fund) to try and get money to improve the most hard to reach areas in the District.
- Sevenoaks District Council's Communities and Business Team have made a number of funding bids to DEFRA's Rural Community Broadband Fund to obtain funding to improve the most hard to reach areas in the District. Sevenoaks District Council is awaiting the outcome a full application submitted to DEFRA which will cover the hardest to reach areas in Cowden, Hever, Penshurst, Chiddingstone and Leigh.

Action D5 - Improve the sustainability of the business economy

Key successes:

- During 2013/14, Sevenoaks District Council has worked in partnership with the Kent County Council Low Carbon team to delivery STEM (Steps to Environmental Management) workshops to businesses in the District. The combined attendance for both workshops was 40 people. The District Council continue to send information on energy efficiency schemes to businesses via "SDC_EcoDev" twitter account and the Real Business newsletter.
- During 2013/14, Sevenoaks District Council secured a grant of £4-million in partnership with Dartford Borough Council to deliver a large-scale retrofit programme in the District and this will help to achieve related outcomes set out in Kent Climate Local Agreement. Part of this programme will involve a commercial element designed to help and support businesses to more energy efficient.

Year 1, Quarter 4 Community Plan Monitoring – overall performance

